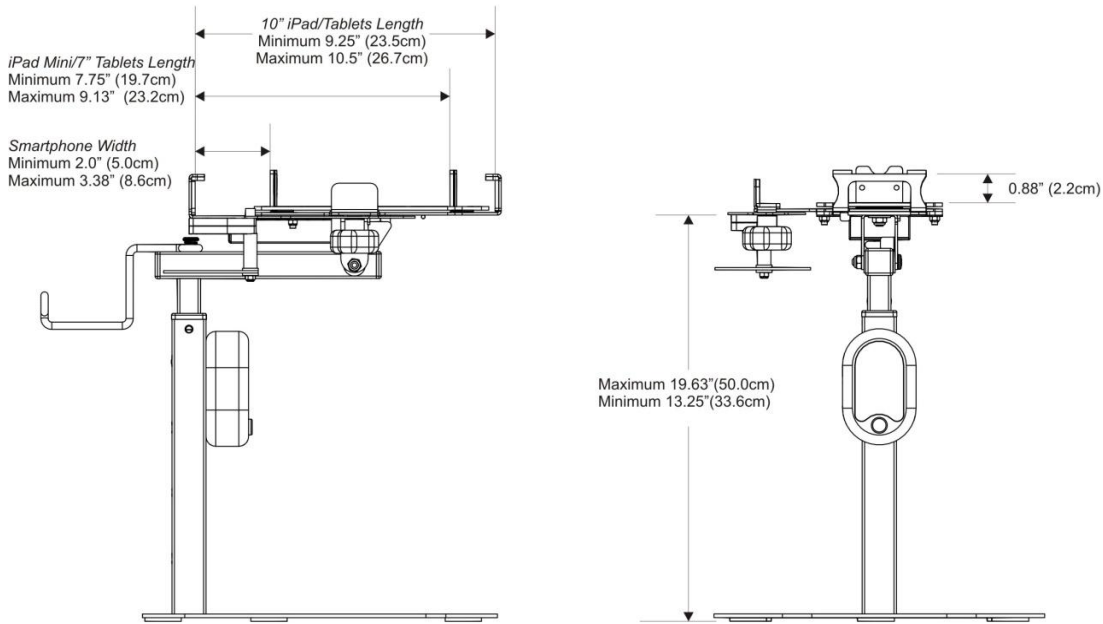




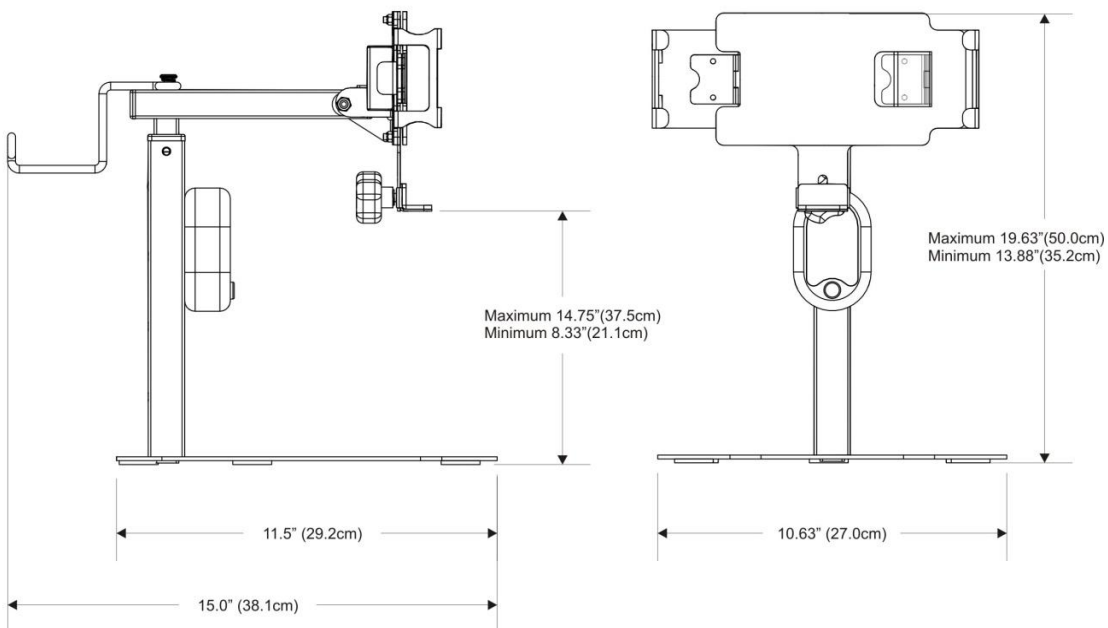
Dewey the Document Camera Stand

Model #: DCS5/DCS5A/DCS6

Document Camera/Microscope Position



Stand Position



All dimensions +/- 1/8" (.32 cm). All weights +/- 2 lbs. (0.9 kg).



Dewey the Document Camera Stand

Model #: DCS5/DCS5A/DCS6

Warranty:

One-year limited frame warranty (excludes iPads/smartphones/tablets and electrical cords, etc.).

Physical Specifications for Stand Only:

Dewey Document Camera & Microscope (Landscape & Portrait Position)

38.1cm D x 27.0cm W x 37.5cm H (15.0"D x 10.63"W x 14.75"H)

Dewey iPad Stand (Landscape)

29.2cm D x 27.0cm W x 35.2cm H (11.5"D x 10.63"W x 13.88"H)

Dewey iPad Stand (Portrait)

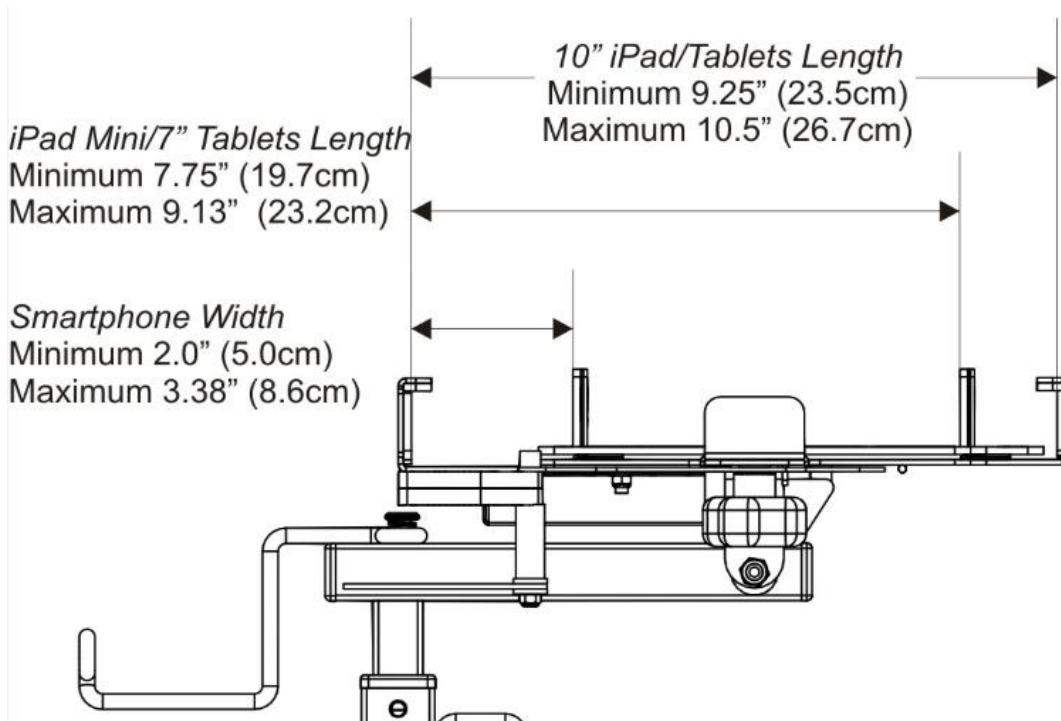
29.2cm D x 27.0cm W x 41.8cm H (11.5"D x 10.63"W x 16.75"H)

Product Features:

Height Adjustment:

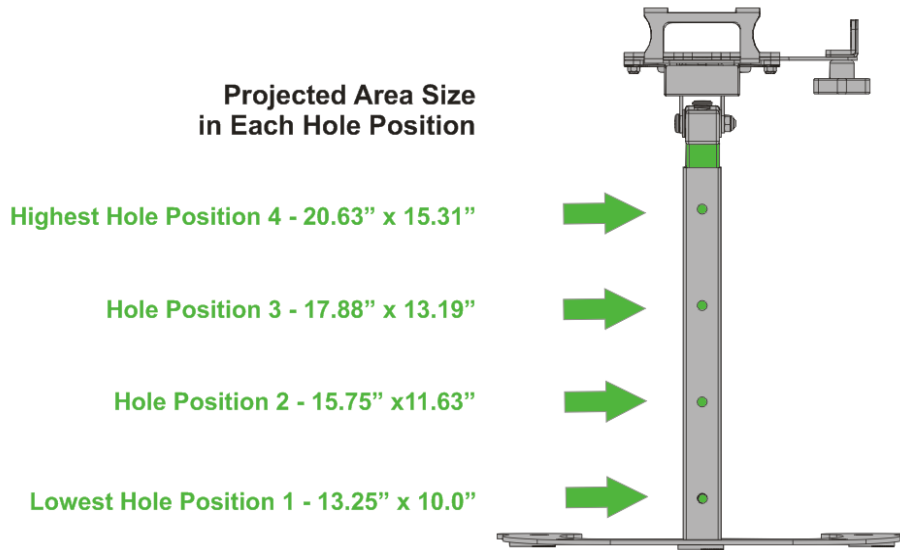
Simply push in the snap button and move the unit up or down.

Compatible Sizes for Device Holders:



Document Camera Position:

Dewey allows the iPad to work as a document camera. The projected image can change from landscape to portrait, by rotating Dewey's head 90 degrees.



Stand Position:

Dewey can be rotated perpendicular to the ground to be used as a stand for your device. By rotating the head 90 degrees the screen changes between landscape to portrait position.

Microscope Position:

The Microscope function can be used in all height settings and either landscape or portrait Document Camera positions. Each lens provides 5x magnification. They can be used individually or seperately depending on what specimen and the focal length needed. To save images of what you have discovered, don't forget to take a picture using your camera function!

Stability:

Dewey's base adds stability to the unit in all the different heights and positions. The base with the rubber pads stops Dewey from sliding around on the surface and falling down when the surface gets hit accidentally.

Cable Management / Wire Management:

The provided elastic holds the VGA cable in place when connected to your iPad, and stops the VGA from getting disconnected when changing position and view.

Connecting to Projector:

To connect your smartphone or tablet to a project, you will need to purchase a micro USB to VGA or HDMI cable. You can also use apps such as AirPlay, Reflector or AllCast.

Connecting to Projector:

DCS5A and DCS6 come with a magnetic LED light. The light is powered by 3 AAA batteries.



Dewey the Document Camera Stand

Model #: DCS5/DCS5A/DCS6

Positioning Template:

There's no need to struggle with where to position your material. The provided Paper Positioning Template fits in between the open space of the Dewey base. It helps with positioning an 8.5" x 11" paper in Document Camera landscape and portrait mode within different heights.

Estimated Carton Size & Weights:

	Part No.	Carton Size OD W x D xH	Carton Weight	Shipping Size - cu. Ft.	Shipping Weights
Dewey Stand	DCS5	115mm x 280mm x 300mm	2.636g	0.38	6lbs
Dewey Stand w/ Magnetic Light	DCS5A	115mm x 280mm x 300mm	2.752g	0.38	6lbs
Dewey Microscope	DCS6	115mm x 280mm x 300mm	2.908g	0.38	6lbs

Note: Device and VGA cable adaptor not included with Dewey. Dewey only compatible with iPad 2 and Newer versions iPad mini NOT supported)



1.800.267.8494

info@copernicused.com

USA

PMB#459, 60 Industrial Pkwy
Cheektowaga, New York 14227

Canada

RR#3, 8194 County Rd. 109
Arthur, Ontario N0G 1A0

Copernicus Educational Products is not responsible for printing errors. Copernicus reserves the right to change or modify pricing and products specifications with or without prior notification. Illustrations and descriptions may not be exactly as shown. No part may be reproduced by any means without prior authorization of Copernicus Educational Products Inc. All rights reserved. 2015 ©