


Porcelain Steel Chalkboard


with Deluxe Aluminum Trim



Full-length enclosed map rail with tackable Colored Cork insert




* Superior porcelain steel surface features a fine-tooth abrasive finish with superior color contrast, making chalk easier to read.



Tray corners are protected with rubber Dura-Safe® end caps





A-B. Porcelain Steel Chalkboard with Deluxe Aluminum Trim

- Top of the line magnetic porcelain steel surface creates a long-lasting and high-performing chalkboard ideal for any classroom environment. Doubles as a magnetic tackboard.
- Vitrified porcelain steel provides exceptional writability and erasability with chalk. The fine-tooth abrasive finish creates superior color contrast. Surface is colorfast and non-fading.
- Anodized aluminum trim has a .88" profile with hairline mitered corners. Includes full-length tackable map rail and full-length accessory tray protected with Dura-Safe® rubber end caps.
- Made in the USA. TAA compliant. Fifty year guarantee.



Porcelain Steel Chalkboard Technical Info

- Porcelain steel magnetic chalkboard surface features a fine-tooth abrasive coating for writing with conventional chalk.
- Glass-hard vitrified porcelain is easily erased and cleans with ammonia based cleaners and water.
- Superior contrast and reduced surface light distortion enhances visibility from any angle.
- A precisely balanced porcelain enamel ground coat is furnace-fused to both sides of 28 gauge (standard) or 24 gauge (custom) steel.
- The first furnace fuses a ground coat of enamel that is heat-softened at approximately 1450° F. The second furnace firing fuses a coat of enamel to the ground coat enamel. Color Fusion ceramic topcoat is applied providing the desired surface color.
- A fade resistant waterproof resin glue bonds the porcelain to a moisture-resistant core and .005" polyester foil backer sheet. Also available with upgraded sheet aluminum backer.
- Custom sizes are available. Medium green is standard. Black is available but must be specified when ordering.

Key	Part No.	Dimensions	Ship Wt.
A. Porcelain Steel Chalkboard (Green) - Deluxe Aluminum Trim			
A1	104AA-20*	1.5'H x 2'W	10 lbs
A2	104AB-20*	2'H x 3'W	20 lbs
A3	104AC-20**	3'H x 4'W	36 lbs
A4	104AD-20	4'H x 4'W	69 lbs
A5	104AF-20	4'H x 5'W	84 lbs
A6	104AG-20	4'H x 6'W	94 lbs
A7	104AH-20	4'H x 8'W	120 lbs
A8	104AK-20	4'H x 10'W	146 lbs
A9	104AM-20	4'H x 12'W	194 lbs
A10	104AP-20	4'H x 16'W	243 lbs
B. Porcelain Steel Chalkboard (Black) - Deluxe Aluminum Trim			
B1	104AA-23*	1.5'H x 2'W	10 lbs
B2	104AB-23*	2'H x 3'W	20 lbs
B3	104AC-23**	3'H x 4'W	36 lbs
B4	104AD-23	4'H x 4'W	69 lbs
B5	104AF-23	4'H x 5'W	84 lbs
B6	104AG-23	4'H x 6'W	94 lbs
B7	104AH-23	4'H x 8'W	120 lbs
B8	104AK-23	4'H x 10'W	146 lbs
B9	104AM-23	4'H x 12'W	194 lbs
B10	104AP-23	4'H x 16'W	243 lbs

Made in the USA.

*Ships UPS **Ships UPS OS1

Due to shipping restrictions, boards listed as 3'H x 4'W actually measure 33.75"H x 48"W.

■ Q1 ■ Q2 ■ Q5 ■ C10 ■ C15 ■ C20



Balt® & Best-Rite® are brand divisions of MooreCo, Inc.

2885 Lorraine Ave | Temple, TX 76501
p: 800.749.2258 | f: 800.697.6258

www.moorecoinc.com